

GSG ANECHOIC

Revolutionary Anechoic Chamber Simulator System



What is GSG Anechoic?

Built on our proven GSG-8 platform, GSG Anechoic allows users to accurately simulate real-world GNSS environments in their Anechoic Chambers. GSG Anechoic has 32 individual RF outputs, enabling the system to drive 16 dual-frequency antennas.

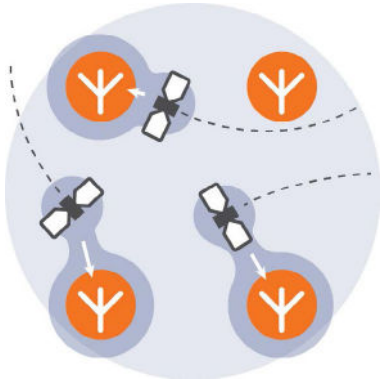
Why Choose GSG Anechoic?

Revolutionary features like automatic antenna mapping, automatic time delay calibration, and automatic power loss calibration are what make GSG Anechoic the most advanced Anechoic Chamber simulator on the market today. GSG Anechoic was designed from the ground up for the user, by users. An easy to use software environment and thoughtful hardware supports engineers during all phases of their testing.

The built-in spectrum analyzer can be connected to any one of the 16 RF output chains through a quick connect RF connector, allowing the user to verify the signals going to the antenna. The 48dB transmit chain amplifier and 80dB transmit chain dial attenuator allow for complete signal control and high dynamic range. The software calibration cuts calibration times from days to minutes. All aspects of the GSG Anechoic system were made to enable better, faster, and lower cost testing.

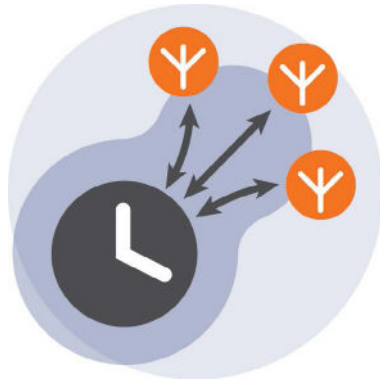
Safran Electronics & Defense is with you every step of the way, building in the intelligence that gives you a critical advantage in observation, decision-making and guidance.

Technical Specifications



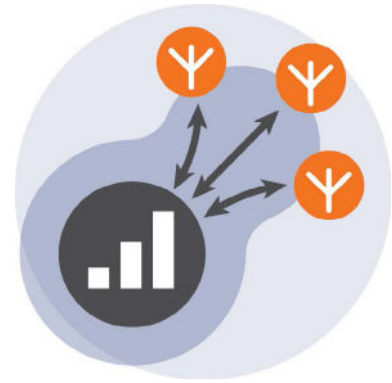
Automatic Antenna Mapping

Signals are automatically mapped to the correct transmit chain based on user specified antenna locations.



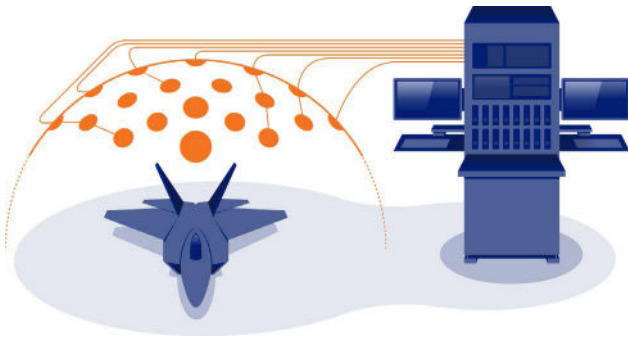
Automatic Time Delay Calibration

Automatically calibrates the time delay of each transmit chain.



Automatic Power Loss Calibration

Automatically calibrates the power loss of each transmit chain.



Software-Defined Architecture

GSG Anechoic takes advantage of state-of-the-art software defined radios (SDR) for RF up-converting while signal IQ generation uses high performance commercial- off-the-shelf (COTS) graphics-processing units (GPU). The ability to generate the IQ data in software (using the GPU) as opposed to hardware (FPGA) significantly reduces the cost while maximizing capability, value and time to market.

32 RF Outputs

GPS Open Codes: L1C/A, L1C, L1P, L2P, L2C, L5

GLONASS: G1, G2

Galileo: E1, E5a, E5b

BeiDou: B1, B2

SBAS: L1, L5

16 bit IQ

50 MHz Bandwidth

16 Transmit Chains

48 dB Amplifier

80 dB Variable Attenuator

-18 dB Monitor Port

Final system specifications change according to end use applications and requirements (chamber dimension, signal strength, etc.).

**POWERED
BY TRUST**



Safran Electronics & Defense
safran-electronics-defense.com

